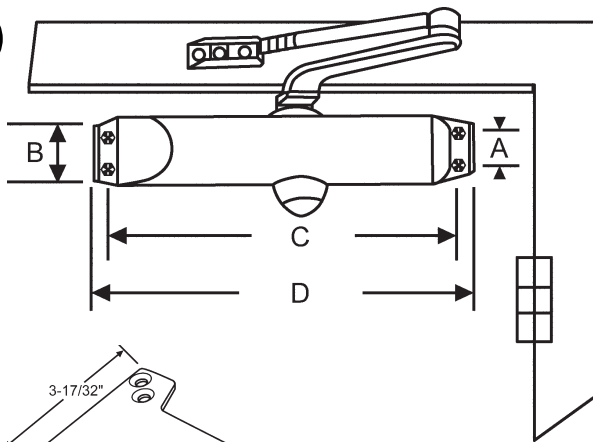


ENTRANCE DOOR CLOSERS



FEATURES

- Surface mounted interior and exterior
- Size 3 is used on 3 ft. wide interior door or 2-1/2 ft. wide exterior door
- Size 4 is used on 4 ft. wide interior door or 3 ft. wide exterior door
- Non-handed
- Permanent lubricating hydraulic fluid
- Easy, smooth action
- Housing made of non-corroding aluminum
- Narrow design is perfect for aluminum, glass, wood and other modern doors

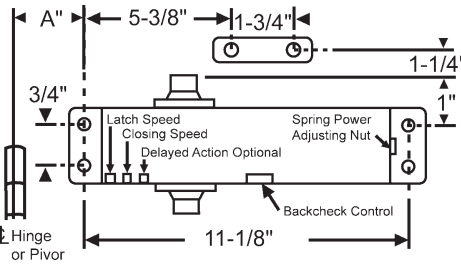
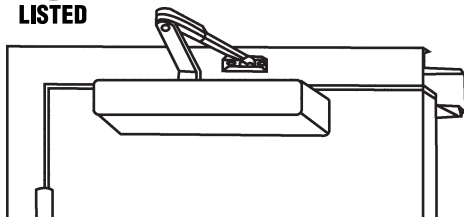
Part #	Size	A	B	C	D	Finish
18-70	#3	3/4"	1-3/4"	8-3/16"	8-15/16"	Aluminum (Silver)
18-72	#3	3/4"	1-3/4"	8-3/16"	8-15/16"	Bronze (Gold)
18-74	#3	3/4"	1-3/4"	8-3/16"	8-15/16"	Duranodic (Dk. Brown)
18-68	#4	3/4"	1-3/4"	9-1/16"	9-13/16"	Aluminum (Silver)
18-69	#4	3/4"	1-3/4"	9-1/16"	9-13/16"	Bronze (Gold)
18-73	#4	3/4"	1-3/4"	9-1/16"	9-13/16"	Duranodic (Dk. Brown)

Dimensions for Closers with Backcheck Feature

Part #	Size	A	B	C	D	Finish
18-70BC	#3	3/4"	1-3/4"	8-3/16"	8-15/16"	Aluminum (Silver)
18-68BC	#4	3/4"	1-3/4"	9-1/16"	9-13/16"	Aluminum (Silver)

19-210
Parallel Bracket

POWER ADJUSTABLE CLOSER WITH BACK CHECK OR DELAYED ACTION

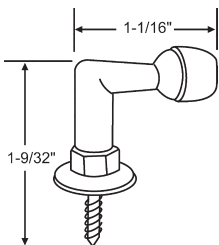


Opening	Dim. "A"
To 120°	7-3/32"
120° - 180°	3-15/16"

Part #	Finish
18-88	Aluminum (Silver)

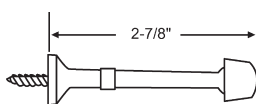
**ANSI GRADE 1
A - 156.4 STANDARDS
APPLICABLE**

DOOR STOPS AND BUMPERS



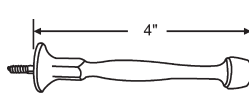
Part #	Finish
900-12356	Brass

Floor Type Door Stop



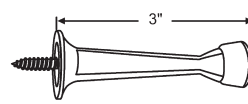
Part #	Finish
19-144	Brass

Solid Stop Bumper Assembly



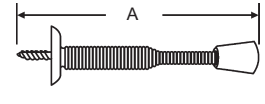
Part #	Finish
19-157	Brass
19-157DC	Dull Chrome

Solid Stop Bumper Assembly



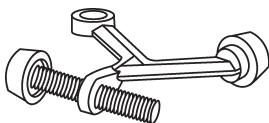
Part #	Finish
19-284SN	Satin Nickel
19-284	Brass Plated
19-284ORBZ	Oil Rubbed Bronze

Solid Type



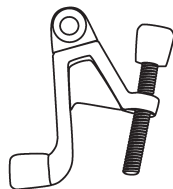
Part #	Finish	A
19-143	Brass	3-3/4"
19-143SN	Satin Nickel	3-3/4"
19-143CH	Chrome	3-3/4"
19-143-4	Brass	4-3/4"

Door Stop Bumper Assembly



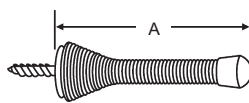
Part #	Finish
19-142	Brass
19-142A	Aluminum
19-142CH	Chrome
19-142W	White
19-142SN	Satin Nickel

Hinge Pin Door Stop



Part #	Finish
19-359	Bright Brass
19-359ORBZ	Oil Rubbed Bronze

Hinge Pin Door Stop



Part #	Finish	A
19-204	Brass	3"
19-204C	Chrome	3"
19-360CH	Chrome	3-3/4"
19-360	Brass	3-3/4"
19-360SNK	Satin Nickel	3-3/4"

Heavy Duty Door Stop Bumper Flexible



Part #	Color
19-145	White

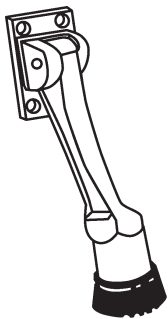
Hinge Pin Door Stop Bumper Only. Fits 19-142, 19-142A, 19-142CH, 19-142W



Part #	Color
19-146	White

Door Stop Bumper Only. For 9/32" OD Door Stop

DOOR STOPS AND BUMPERS

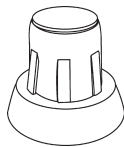


Part #	Finish
19-133	Brass
19-132	Aluminum

4" Drop Down Door Stop

Part #	Finish
19-136	Brass
19-137	Aluminum

5" Drop Down Door Stop
Solid Cast Brass



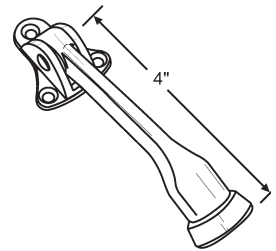
Part #	Color
19-187	Black

Rubber Tip Replacement Only.
For Drop Down Door Stops. Fits
19-132, 19-133, 19-136, 19-137

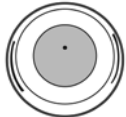


Part #	Finish
19-135	Brass
19-138	Aluminum
19-135PB	Bright Brass

19-135T
Screw type tip only.
Black

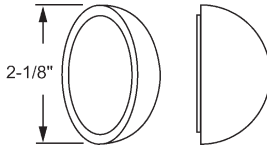


900-10823
Chrome Plated
3 Hole w/ Screws



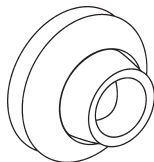
Part #	Color
19-361CH	Chrome Plated
19-361	Polished Brass

2-1/2" Diameter Solid Brass Wall
Door Stop. Concave Face



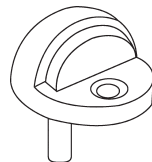
Part #	Color
19-242	White

Adhesive PVC Wall Bumper



Part #	Finish
19-140	Stainless Brushed
19-140BZ	Dark Bronze
19-140AB	Antique Brass
19-140B	Brass

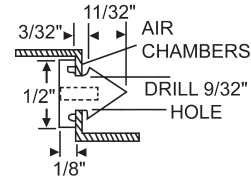
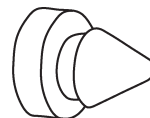
Screw mount, 2-1/2" diameter
with gray vinyl bumper, concealed
screw mount. Concave face to fit
interior lock button. Furnished with
anchor and screw.



Part #	Finish
19-141	Satin Aluminum
19-141BC	Brushed Chrome

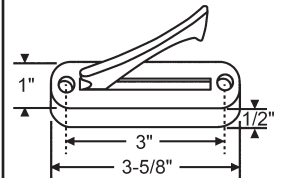
Zinc Die Cast, Low Profile
Door Stop. 1-3/4" Base, 1"
Height, 1/8" Clearance.

DOOR SILENCER



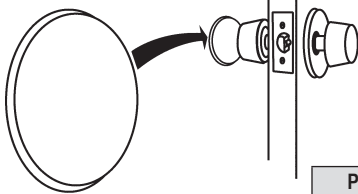
Part #	Color
19-134	Gray

RETRACTABLE
GARMENT HOOK



Part #	Color
19-328	Bright Chrome
19-329	Antique Brass

WALL PROTECTORS



3" Diameter

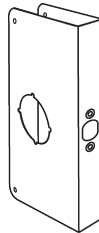
Part #	Color
19-181	White
19-181OW	Off White

5" Diameter

Part #	Color
19-182	White

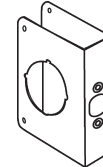
Made of high impact material
that can be painted or papered.
Use to repair larger areas of
wall damage. Foam adhesive
on back absorbs shock. 1/4"
Total thickness. Washable.

DOOR LOCK CHANNELS



Part Number	Backset	Door Thickness
19-160-4	2-3/8"	1-3/8"


2-1/8" Bores. Large Single Hole.
Brass Plated Aluminum.
Overall Dimension 4" x 9"



Part Number	Backset	Door Thickness
19-174-4	2-3/8"	1-3/8"

2-1/8" Bores. Small Single Hole.
Brass Plated Aluminum.
Overall Dimension 4" x 4-1/2"

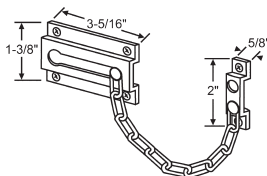
DOOR KNOCKER



900-12213

Polished Brass. Name plate card.
Cast knocker with polished brass
finish. Surface mount application
Space for door viewer.
Viewer sold separately

CHAIN LOCK




900-7490

Heavy Duty Brass Plated
Steel Door Chain with Solid
Brass Keeper



900-8108

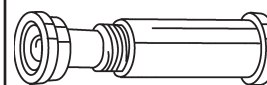
Brass Plated Stamped Steel
Door Chain



19-149


160° Angle Plastic Lens
1/2" Installation Hole. Fits doors
1-1/8" to 2-1/4" thick. Solid Brass

DOOR VIEWER



900-12562

160° angle plastic lens
fits doors 1-3/8" to 2-1/4" thick
1/2" installation hole, wide angle.
See who is on the other side
before you open the door.
Solid brass construction



Part #	Color	Angle
19-215	Polished Brass	180°
19-215CP	Bright Chrome	180°
19-184	Polished Brass	200°

Solid Brass. 9/16" Bore, Fits
1-3/8" to 2-1/4" Thick Doors